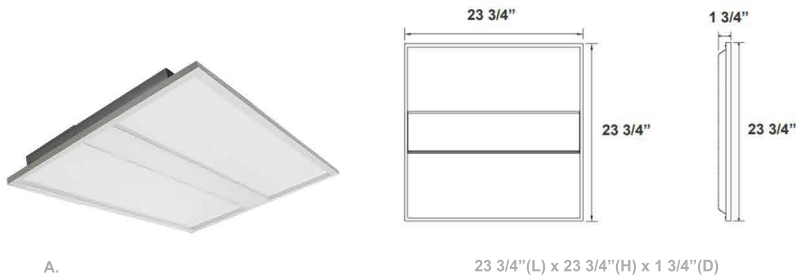
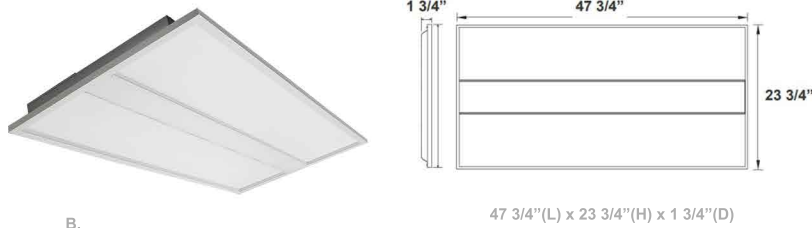


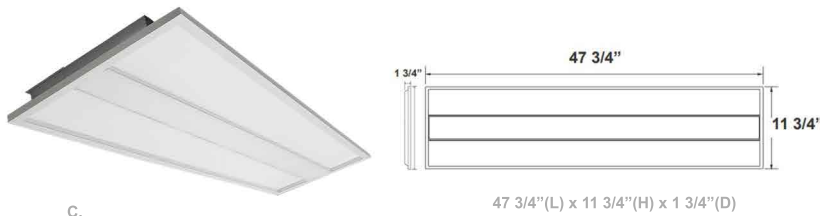
# Architectural Troffer, Back-Lit LED Design



A.



B.



C.

## Wattage

25W / 30W / 35W / 40W / 50W

## Voltage Input

AC120V-277V 50/60Hz

## Efficacy

110-130 LPW

## Dimming

0~10V Dimming


## Finish

White Finish

## Beam Angles



## Color Temperatures



## Features



## Accessory



### Factory-Installed Options

Catalog No.	Fig.
LTRB-2X2-MCTP	A.
LTRB-2X4-MCTP	B.
LTRB-1X4-MCTP	C.

Watts	EM Options	Description	Flex Whip	Description	Paint	Sensor	Description
ALL MODELS	OPT-EM-LP	MOUNTED ON TOP	OPT-FWH-63	6FT 3-WIRE WHIP	OPT-CLR-LPNG	OPT-SEN-2MDR-36	PROGRAMMABLE MICROWAVE BI-LEVEL
	Ribbed Lens	Description	OPT-FWH-65	6FT 5-WIRE WHIP	OPT-CLR-LPNG	WEC-3RC	REMOTE CONTROL
	OPT-HBC-125TL-BK	8FT, 15A, 125V, BLACK	OPT-FWH-66	6FT 6-WIRE WHIP			
	OPT-HBC-277TL-BK	8FT, 15A, 277V, BLACK					
	OPT-HBC-277TL-BK	10FT, 15A, 125V, 18/3STR, BLCK					